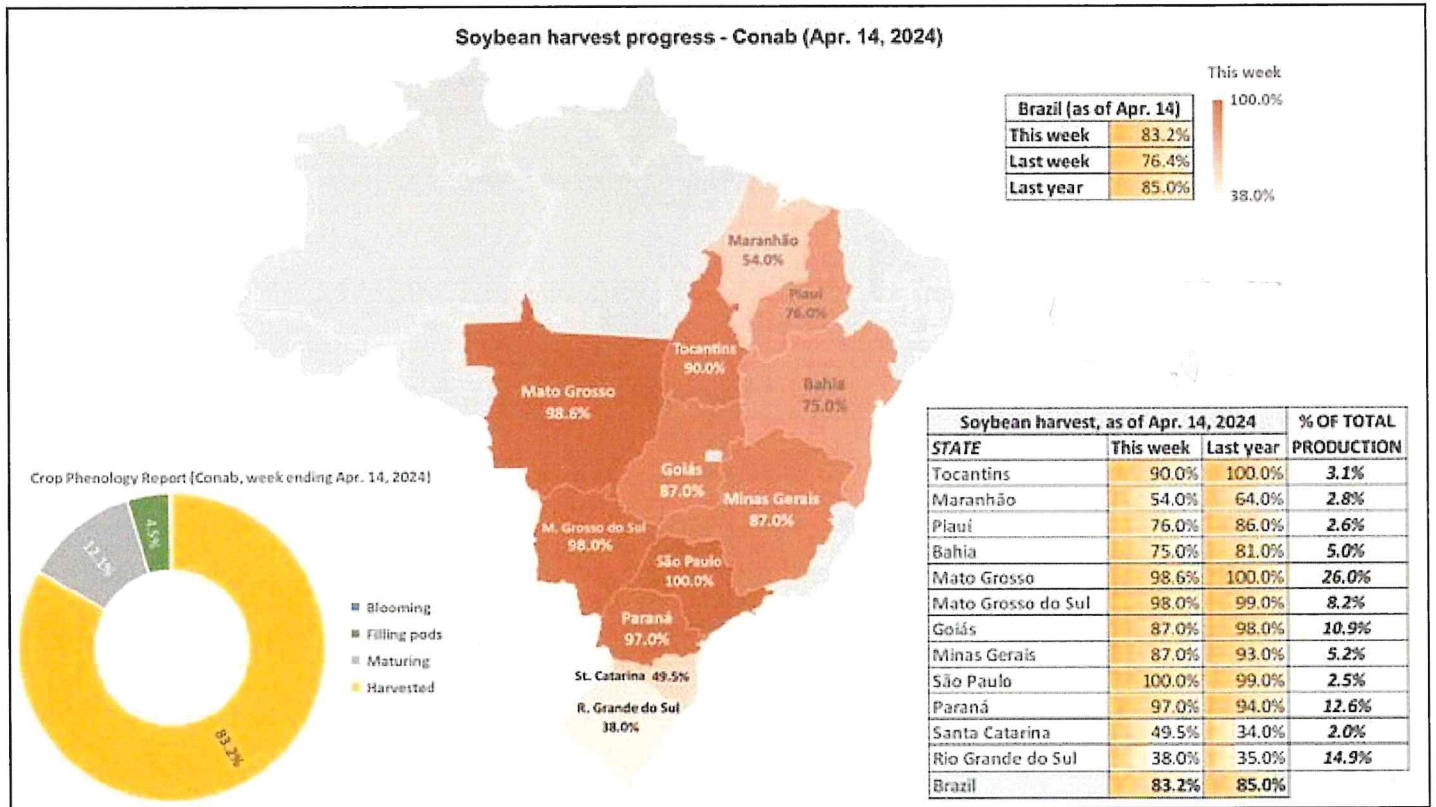


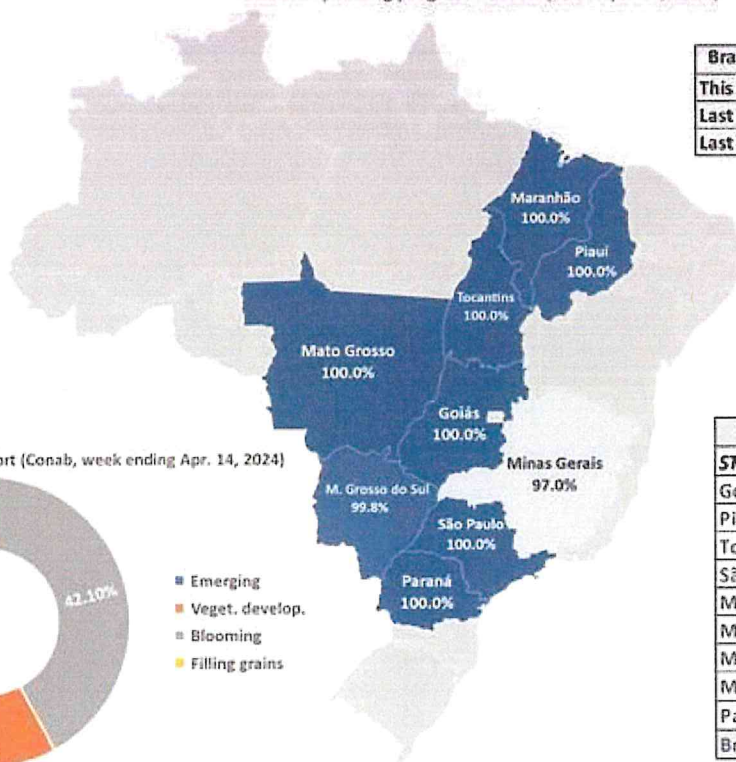
4/16/24 Brazil harvest/second corn progress maps



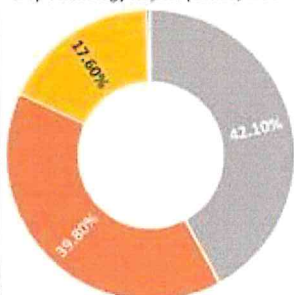
2nd corn planting progress - Conab (as of Apr. 14, 2024)

14/Apr

Brazil (as of Apr. 14)	
This week	99.9%
Last week	99.5%
Last year	99.8%



Crop Phenology Report (Conab, week ending Apr. 14, 2024)



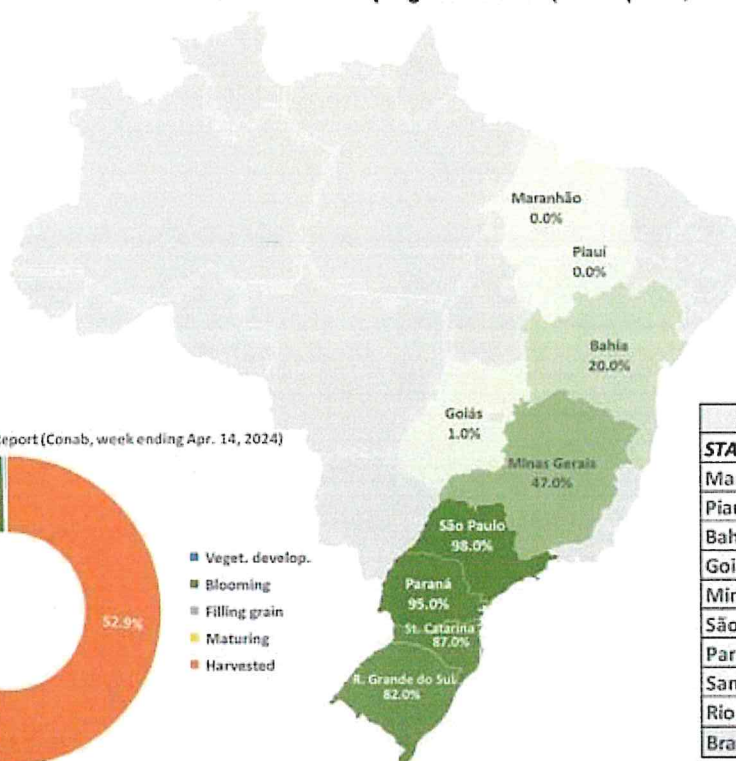
- Emerging
- Veget. develop.
- Blooming
- Filling grains

2nd Corn Planting - as of Apr. 14, 2024			% OF TOTAL
STATE	This week	Last year	2ND CROP
Goiás	100.0%	100.0%	9.7%
Piauí	100.0%	100.0%	0.6%
Tocantins	100.0%	100.0%	1.9%
São Paulo	100.0%	95.0%	2.7%
Minas Gerais	97.0%	100.0%	3.0%
Maranhão	100.0%	100.0%	1.7%
Mato Grosso do Sul	99.8%	100.0%	12.4%
Mato Grosso	100.0%	100.0%	47.6%
Paraná	100.0%	100.0%	16.2%
Brazil	99.9%	99.8%	

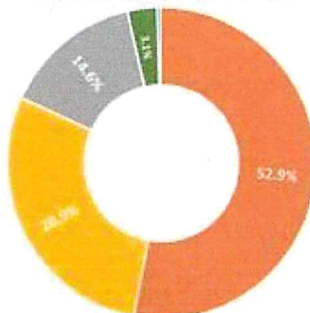
1st corn harvest progress - Conab (as of Apr. 14, 2024)

This week

Brazil (as of Apr. 14)	
This week	52.9%
Last week	51.0%
Last year	54.8%



Crop Phenology Report (Conab, week ending Apr. 14, 2024)



- Veget. develop.
- Blooming
- Filling grain
- Maturing
- Harvested

1st Corn Harvest - as of Apr. 14, 2024			% OF TOTAL
STATE	This week	Last year	1ST CROP
Maranhão	0.0%	3.0%	6.0%
Piauí	0.0%	0.0%	7.9%
Bahia	20.0%	54.0%	6.5%
Goiás	1.0%	5.0%	5.8%
Minas Gerais	47.0%	56.0%	16.2%
São Paulo	98.0%	99.0%	6.8%
Paraná	95.0%	78.0%	10.9%
Santa Catarina	87.0%	76.0%	10.2%
Rio Grande do Sul	82.0%	82.0%	22.0%
Brazil	52.9%	54.8%	